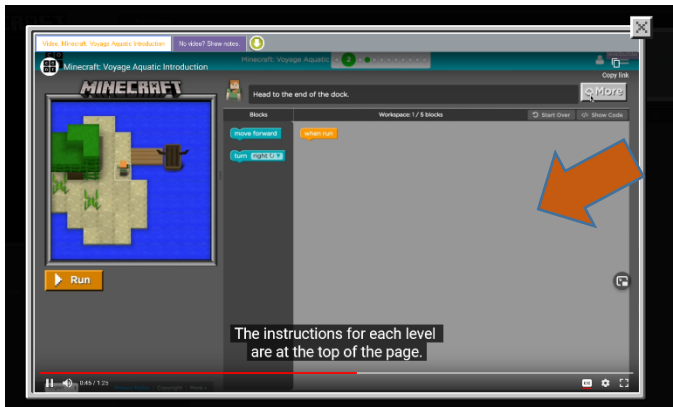


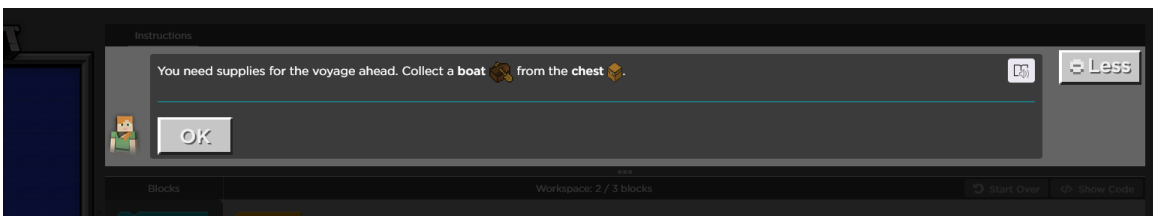
## Minecraft

Click on the link to begin: <https://studio.code.org/s/aquatic/stage/1/puzzle/1>

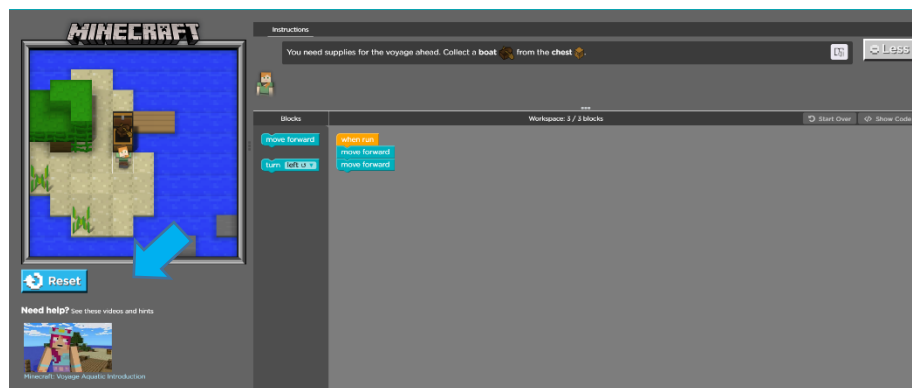
- Watch the video to hear about the aquatic journey that awaits you!
- You'll learn about the spaces and areas for you to work as you code.



- Once you've watched the video, begin the challenge by choosing your character.



- Throughout the project, play with the blocks of code to work through the challenges. Remember, if you get stuck, you can always look for the Need Help? Sign.



- Check out the Javascript code you wrote by clicking on *Show Code*



- Once you're done with the challenge, either choose *Replay* or *Continue*.